


Datemi un martello



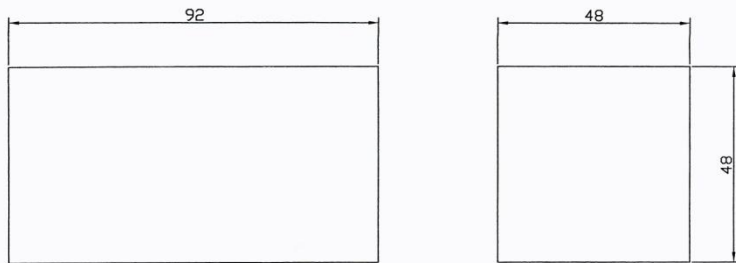
Progetto interdisciplinare

La progettazione

- Abbiamo realizzato i disegni
- Abbiamo definito le fasi della lavorazione alle macchine utensili
- Abbiamo studiato i materiali e le proprietà dei metalli
- Abbiamo imparato la terminologia tecnica in Inglese




Da un pezzo grezzo...



Siamo partiti da un pezzo grezzo con il quale abbiamo preso confidenza con diverse lavorazioni.

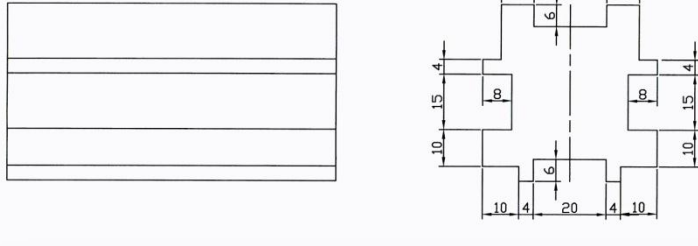
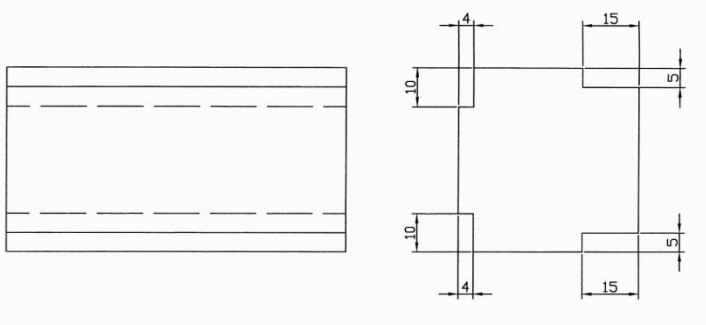
La prima fase è stata

SPIANATURA - SQUADRATURA


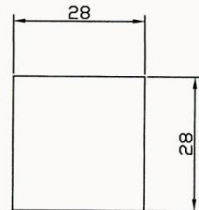
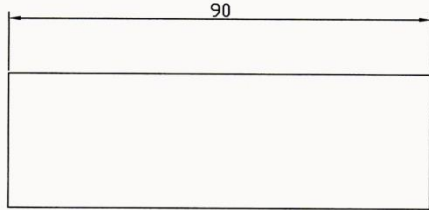


Un gradino dopo l'altro si sale...

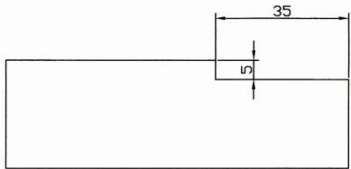
Prima di arrivare alle dimensioni utili alla realizzazione del martello, Abbiamo imparato diverse operazioni come la realizzazione di spallamenti o gradini e di scanalature




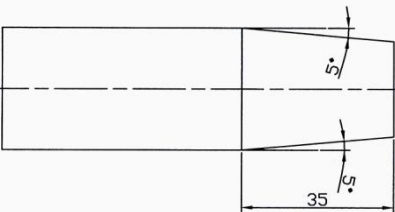
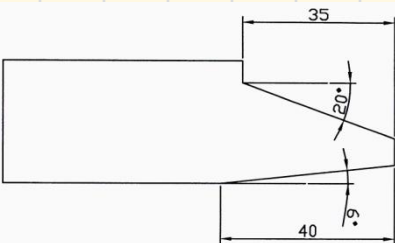
Le fasi



SPIANATURA-INTESTATURA



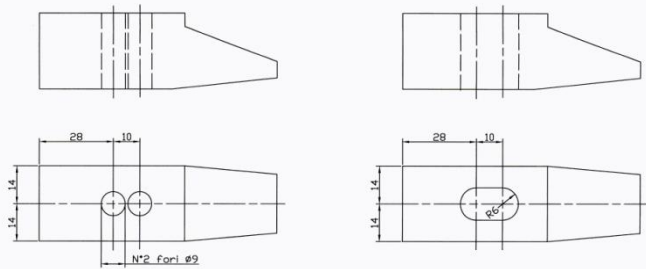
SPALLAMENTO



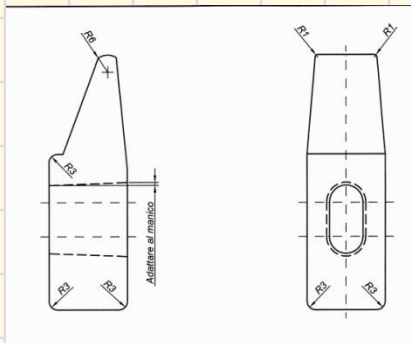
PIANI INCLINATI




Passo dopo passo



FORATURA-ASOLATURA



LIMATURA




Step by step...



Arriviamo al traguardo





THE END

(impariamo anche l'inglese!!!)

